

## 1750 Series

Models 1751, 1751ES, 1753 & 1753ES  
dual coil solenoids

**Pull Force Range: 19-25 lbs (85-111 N)**

**Hold Force Range: 38-43 lbs (169-191 N)**

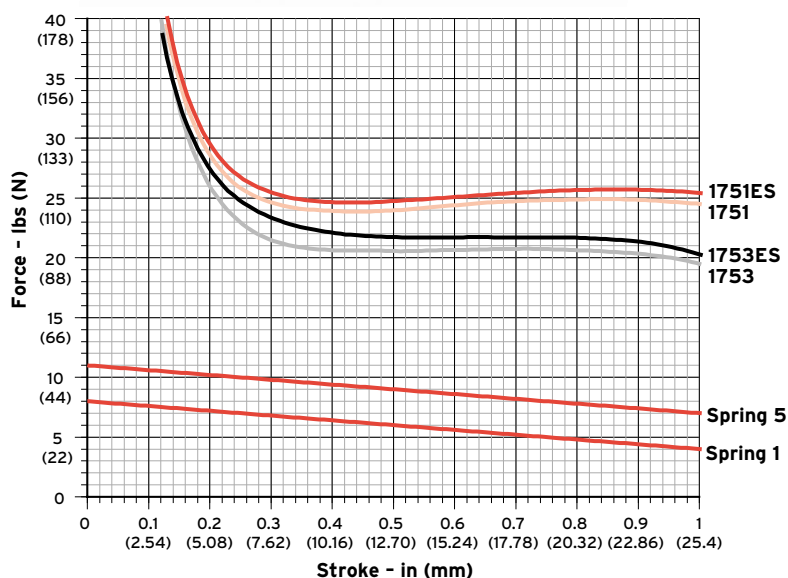


Model	Rated Voltage	Pull Rating*	Hold Rating*
1751	12/24 VDC	24 lbs (107 N)	38 lbs (169 N)
1751ES	12/24 VDC	25 lbs (111 N)	41 lbs (182 N)
1753	12/24 VDC	19 lbs (85 N)	42 lbs (187 N)
1753ES	12/24 VDC	20 lbs (89 N)	43 lbs (191 N)

\*At rated voltage, 68°F (20°C), and 1" (25.4 mm) stroke

### Return Spring

Model	Force @ 1"
S1 Light	4-8 lbs
S5 Medium	7-11 lbs



**Order Information:** Complete the following model descriptions to build your Order No.

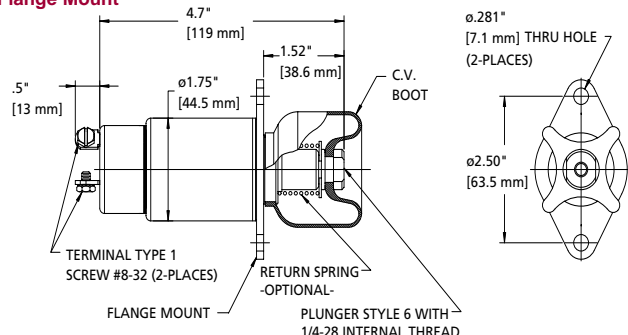
( )	-	( )	( )	( )	( )	( )	( )
Model No.	Volts	Mounting Style	Plunger Type	Grounding (No. of Terminals)	Termination Type	Boot Type	Return Spring (Force @ 1")
<b>1751</b>	<b>12</b> 12 VDC	<b>A</b> Flange	<b>2</b> Ext. Thread ¼-28	<b>U</b> Ungrounded 1751 and 1751ES: (3 Terminals or Wire Leads) 1751, 1753 and 1753ES: (2 Terminals)	<b>1</b> Screw (1751 and 1753 only)	<b>B1</b> Constant Volume Silicone Rubber	<b>S1</b> Light (4-8 lbs)
<b>1751ES</b>	<b>24</b> 24 VDC	<b>E</b> Base	<b>3</b> Ext. Thread M-6		<b>2</b> Spade (1751 and 1753 only)	<b>B2</b> Bellows Silicone Rubber	<b>S5</b> Medium (7-11 lbs) Available on 1751 and 1751ES only
<b>1753</b>			<b>6</b> Int. Thread ¼-28		<b>L</b> 3 Wire Leads	<b>B4</b> Bellows Silicone Rubber	
<b>1753ES</b>			<b>7</b> Int. Thread M-6		<b>C</b> Connector attached to 3 Wire Leads  Note: Contact factory for type and availability		

**When you order:** Add A to your order number for the Aux Terminal option available on internally switched models. Certain combinations may not be standard models. Please contact factory to determine whether a custom-built model is required for your application.

## Mounting Styles:

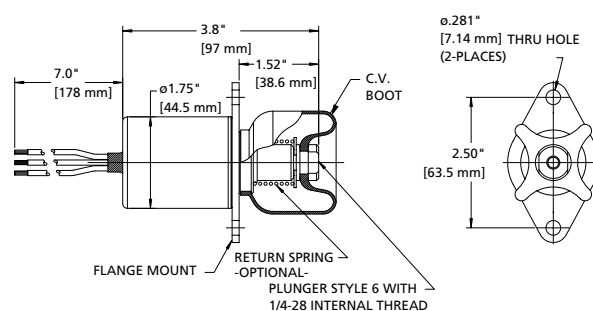
### MOUNTING STYLE A

#### Flange Mount



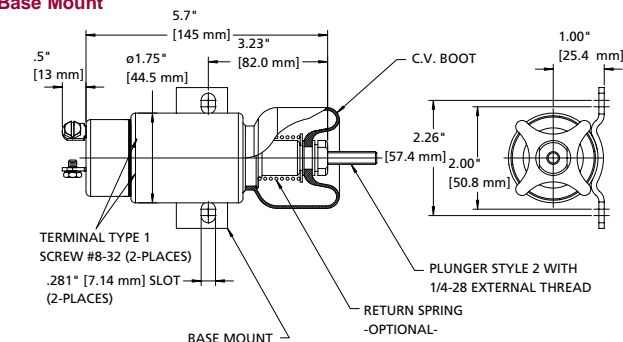
### MOUNTING STYLE A

#### Flange Mount / External Switch



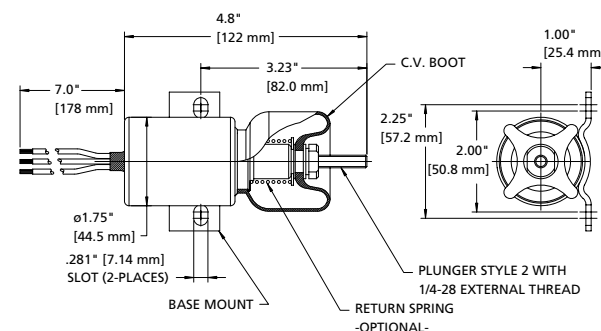
### MOUNTING STYLE E

#### Base Mount



### MOUNTING STYLE E

#### Base Mount / External Switch



## Specifications:

### Temperature Range

-40°F to +250°F  
(-40°C to +121°C)

### Weight

1.5 lbs (0.7 kg)

Model	Rated Voltage	Rated Stroke	Pull Current	Hold Current	Pull Rating*	Hold Rating*	Coil Winding
1751	12 VDC	1" (25.4 mm)	46 A	1.1 A	24 lbs (107 N)	38 lbs (169 N)	Parallel
1751	24 VDC	1" (25.4 mm)	25 A	0.5 A	24 lbs (107 N)	38 lbs (169 N)	Parallel
1751ES	12 VDC	1" (25.4 mm)	46 A	1.1 A	25 lbs (111 N)	41 lbs (182 N)	Parallel
1751ES	24 VDC	1" (25.4 mm)	25 A	0.5 A	25 lbs (111 N)	41 lbs (182 N)	Parallel
1753	12 VDC	1" (25.4 mm)	33 A	0.8 A	19 lbs (85 N)	42 lbs (187 N)	Parallel
1753	24 VDC	1" (25.4 mm)	18 A	0.4 A	19 lbs (85 N)	42 lbs (187 N)	Parallel
1753ES	12 VDC	1" (25.4 mm)	33 A	0.8 A	20 lbs (89 N)	43 lbs (191 N)	Parallel
1753ES	24 VDC	1" (25.4 mm)	18 A	0.4 A	20 lbs (89 N)	43 lbs (191 N)	Parallel

\*At rated voltage, 68°F (20°C), and 1" (25.4 mm) stroke

Specifications are for reference only.

e-mail: [info\\_niles@woodward.com](mailto:info_niles@woodward.com)

## 1750 Push Series

Models 1756ES, 1756ESDB, 1757ES & 1757ESDB dual coil solenoids.

Externally switched push models available with double boot

**Push Force Range: 16-26 lbs (71-116 N)**

**Hold Force Range: 35-56 lbs (156-249 N)**

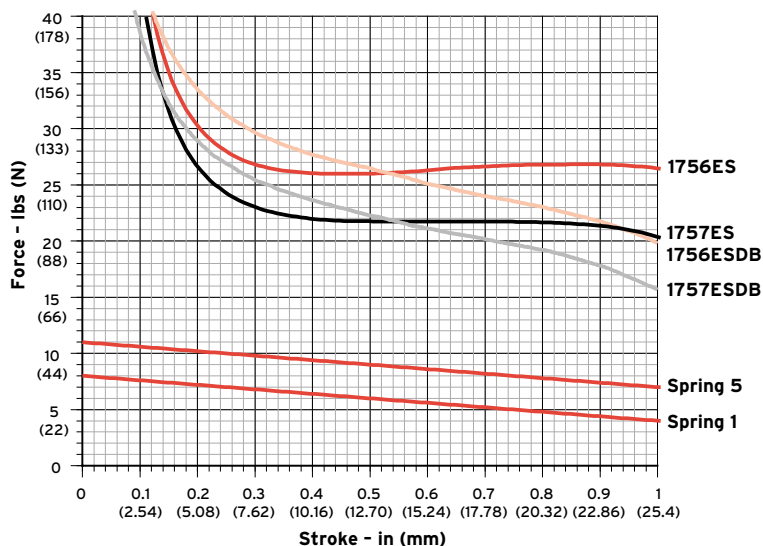


Model	Rated Voltage	Push Rating*	Hold Rating*
1756ES	12/24 VDC	26 lbs (116 N)	35 lbs (156 N)
1756ESDB	12/24 VDC	20 lbs (89 N)	53 lbs (236 N)
1757ES	12/24 VDC	20 lbs (89 N)	37 lbs (165 N)
1757 ESDB	12/24 VDC	16 lbs (71 N)	56 lbs (249 N)

\*At rated voltage, 68°F (20°C), and 1" (25.4 mm) stroke

### Return Spring

Model	Force @ 1"
S1 Light	4-8 lbs
S5 Medium	7-11 lbs



**Order Information:** Complete the following model descriptions to build your Order No.

( )	( )	( )	( )	( )	( )	( )	( )
Model No.	Volts	Mounting Style	Plunger Type	Grounding (No. of Terminals)	Termination Type	Boot Type	Return Spring (Force @ 1")
<b>1756ES</b>	<b>12</b> 12 VDC	<b>A</b> Flange	<b>2</b> Ext. Thread ¼-28	<b>U</b> Ungrounded (3 Terminals or Wire Leads)	<b>L</b> 3 Wire Leads	<b>B1</b> Constant Volume Silicone Rubber Not available on ESDB models	<b>S1</b> Light (4-8 lbs)
<b>1756 ESDB</b>	<b>24</b> 24 VDC	<b>E</b> Base	<b>3</b> Ext. Thread M-6		<b>C</b> Connector attached to 3 Wire Leads Note: Contact factory for type and availability	<b>B2</b> Bellows Silicone Rubber	<b>S5</b> Medium (7-11 lbs) Available on 1756ES and 1756ESDB only
<b>1757ES</b>						<b>B4</b> Bellows Silicone Rubber	
<b>1757 ESDB</b>							

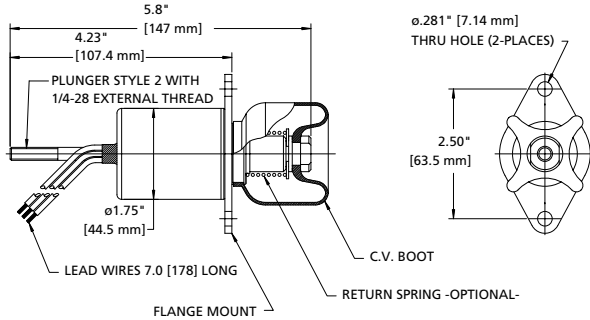
**When you order:** Certain combinations may not be standard models. Please contact factory to determine whether a custom-built model is required for your application.

# 1750 Push Series

## Mounting Styles:

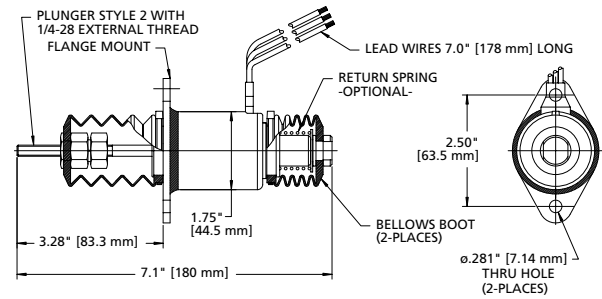
### MOUNTING STYLE A

#### Flange Mount / External Switch



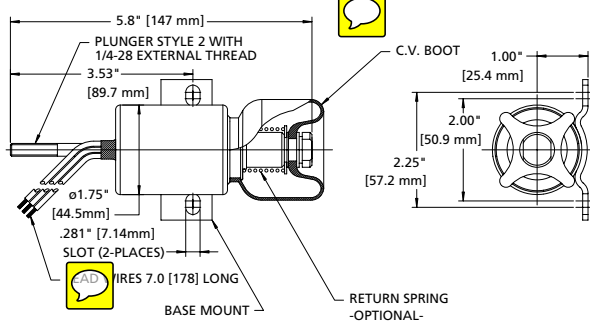
### MOUNTING STYLE A

#### Flange Mount / External Switch, Double Boot



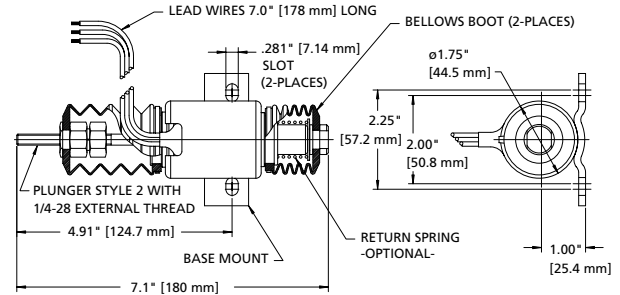
### MOUNTING STYLE E

#### Base Mount / External Switch



### MOUNTING STYLE E

#### Base Mount / External Switch, Double Boot



## Specifications:

Temperature Range

-40°F to +250°F  
(-40°C to +121°C)

Weight

1.5 lbs (0.7 kg)

Model	Rated Voltage	Rated Stroke	Push Current	Hold Current	Push Rating*	Hold Rating*	Coil Winding
1756ES	12 VDC	1" (25.4 mm)	46 A	1.1 A	26 lbs (116 N)	35 lbs (156 N)	Parallel
1756ES	24 VDC	1" (25.4 mm)	25 A	0.5 A	26 lbs (116 N)	35 lbs (156 N)	Parallel
1756ESDB	12 VDC	1" (25.4 mm)	46 A	1.1 A	20 lbs (89 N)	53 lbs (236 N)	Parallel
1756ESDB	24 VDC	1" (25.4 mm)	25 A	0.5 A	20 lbs (89 N)	53 lbs (236 N)	Parallel
1757ES	12 VDC	1" (25.4 mm)	33 A	0.8 A	20 lbs (89 N)	37 lbs (165 N)	Parallel
1757ES	24 VDC	1" (25.4 mm)	18 A	0.4 A	20 lbs (89 N)	37 lbs (165 N)	Parallel
1757ESDB	12 VDC	1" (25.4 mm)	33 A	0.8 A	16 lbs (71 N)	56 lbs (249 N)	Parallel
1757ESDB	24 VDC	1" (25.4 mm)	18 A	0.4 A	16 lbs (71 N)	56 lbs (249 N)	Parallel

\*At rated voltage, 68°F (20°C), and 1" (25.4 mm) stroke

Specifications are for reference only.

e-mail: [info\\_niles@woodward.com](mailto:info_niles@woodward.com)