

2370 Series

Models 2370 and 2370ES dual coil solenoids

Pull Force Range: 37-39 lbs (165-173 N)

Hold Force Range: 88-92 lbs (391-409 N)

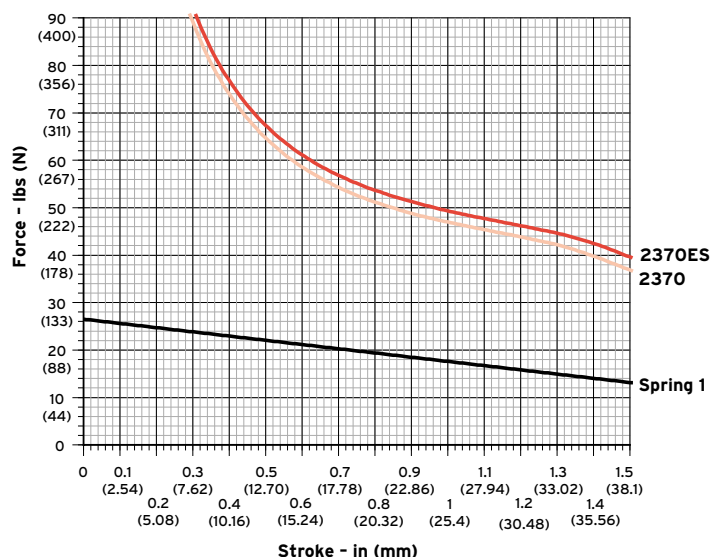


Model	Rated Voltage	Pull Rating*	Hold Rating*
2370	12/24 VDC	37 lbs (165N)	38 lbs (391 N)
2370ES	12/24 VDC	39 lbs (173 N)	88 lbs (391 N)

*At rated voltage, 68°F (20°C) and 1.5" (38.1 mm) stroke

Return Spring

Model	Force @ 1"
S1 Light	17.6-26.0 lbs



Order Information: Complete the following model descriptions to build your Order No.

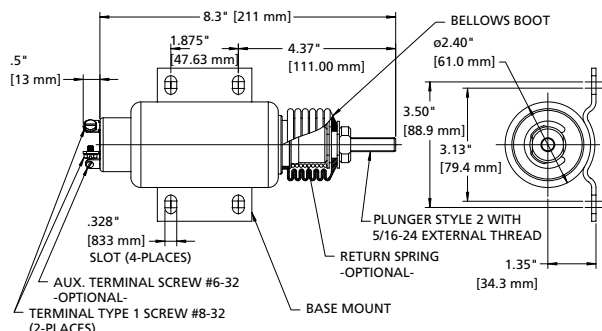
()	()	()	()	()	()	()	()
Model No.	Volts	Mounting Style	Plunger Type	Grounding (No. of Terminals)	Termination Type	Boot Type	Return Spring (Force @ 1")
2370	12 12 VDC	E Base	2 Ext. Thread 5/16-24	G Grounded (1 Terminal)	1 #8 Screw	B2 Bellows Epichlorohydrin	S1 Light (17.6-26.0 lbs)
2370ES	24 24 VDC		3 Ext. Thread M-8 x 1.25	U Ungrounded 2370: (2 Terminals) 2370ES: (3 Terminals or Wire Leads)	3 #8 Stud	B5 Constant Volume Silicone Rubber	
			6 Int. Thread 5/16-24		6 #10 Stud		
			7 Int. Thread M-8 x 1.25		L 3 Wire Leads		
					C Connector attached to 3 Wire Leads Note: Contact factory for type and availability		

When you order: Add A to your order number for the Aux Terminal option available on internally switched models. Certain combinations may not be standard models. Please contact factory to determine whether a custom-built model is required for your application.

Mounting Styles:

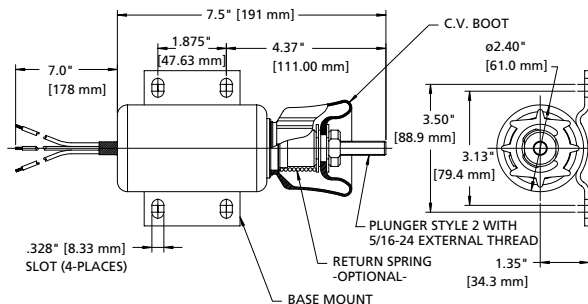
MOUNTING STYLE E

Base Mount



MOUNTING STYLE E

Base Mount / External Switch



Specifications:

Temperature Range

-40°F to +250°F
(-40°C to +121°C)

Weight

5 lbs (2.3 kg)

Model	Rated Voltage	Rated Stroke	Pull Current	Hold Current	Pull Rating*	Hold Rating*	Coil Winding
2370	12 VDC	1.5" (38.1 mm)	58 A	1.7 A	37 lbs (165 N)	88 lbs (391 N)	Series
2370	24 VDC	1.5" (38.1 mm)	31 A	0.6 A	37 lbs (165 N)	88 lbs (391 N)	Series
2370ES	12 VDC	1.5" (38.1 mm)	58 A	1.7 A	39 lbs (173 N)	92 lbs (409 N)	Parallel
2370ES	24 VDC	1.5" (38.1 mm)	31 A	0.6 A	39 lbs (173 N)	92 lbs (409 N)	Parallel

*At rated voltage, 68°F (20°C) and 1.5" (38.1 mm) stroke

Specifications are for reference only.

e-mail: info_niles@woodward.com